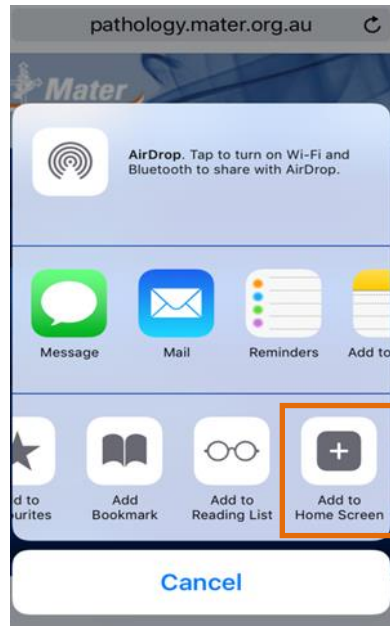
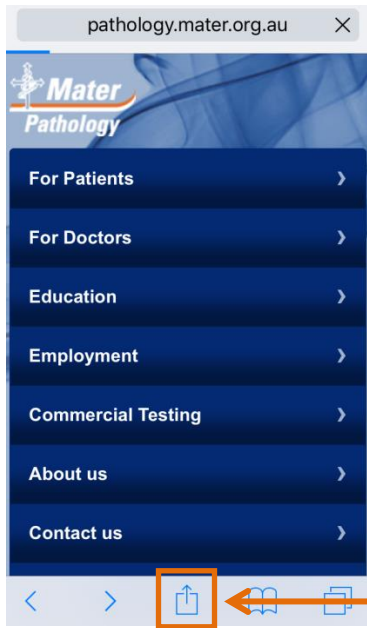




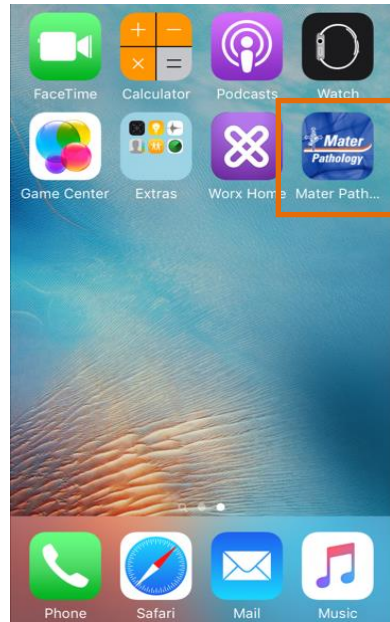
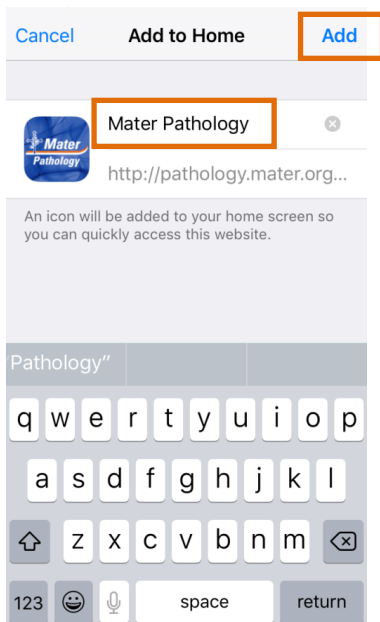
# Adding Mater Pathology to your device—four easy steps


## Apple devices (iPhone and iPad)

1. Visit **pathology.mater.org.au** and tap on the Share icon at the bottom of the screen
2. Scroll the bottom list to the right and select the **Add to Home Screen** button (5<sup>th</sup> option)



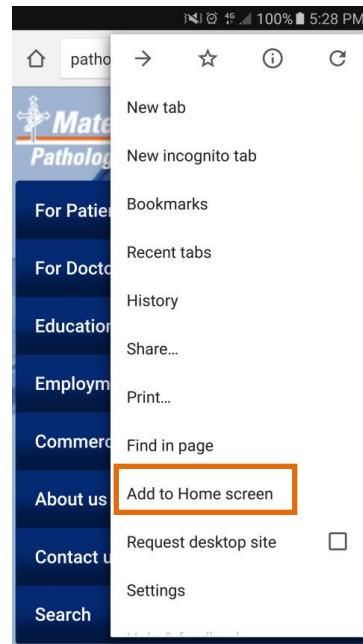
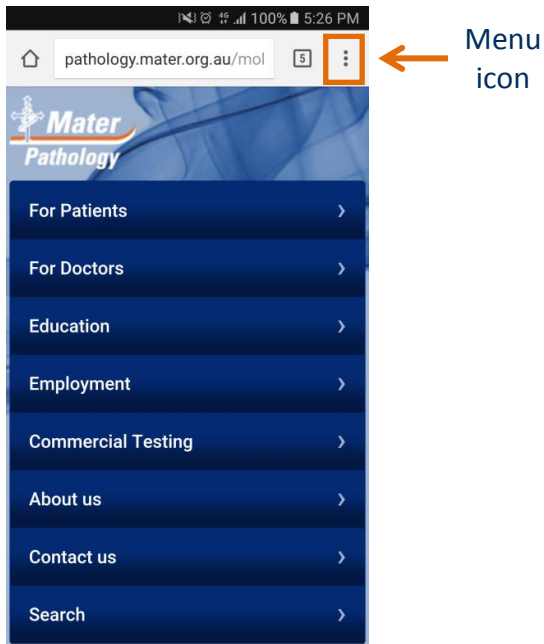
3. Label the icon **Mater Pathology** & Click Add
4. Once added, Mater Pathology will be on your home screen ready to use any time.





## Android Devices

1. Visit **pathology.mater.org.au** and tap on the Menu icon at the top right of the screen
2. Scroll through the list and select **Add to Home Screen** (9<sup>th</sup> option)



3. Label the icon **Mater Pathology** and tap on Add
4. Once added, Mater Pathology will be on your home screen ready to use any time.

